




# Lighting

## AquaBeam

Solid state aquarium lighting tile.

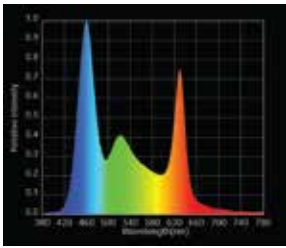
- Rugged ABS, aluminium and acrylic housing sealed to IP67.
- Wide beam angle.
- Suitable for all types of aquaria.
- Creates natural shimmer effect.
- Uses Cree®LED technology.
- Fully controllable [controllers sold separately].
- Low power consumption [30W] and low running costs.
- Long life.
- No bulb replacements.
- Wide range of mounting options available using the Modular Mounting System.
- Hand built in the UK.



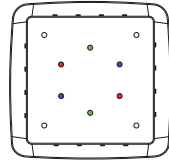
# AquaBeam

Code	Product	Beam Angle	PAR ( $\mu\text{molcm}^{-2}\text{s}^{-1}$ )	Illuminance (lux)	Total Luminous Flux (lm)	Total Power Consumption (w)	Efficiency (lm/w)
1906	AquaBeam 1000 ColourPlus	120	129	3750	2006	30	67
1913	AquaBeam 2000HD Ultima RW NP Reef White NP	60	253	10860	1965	30	66
1915	AquaBeam 1500 Ultima NP OB Ocean Blue	120	142	5041	1965	30	66
1917	AquaBeam 1500 CCP CoralColourPlus	120	129	3750	2006	30	67

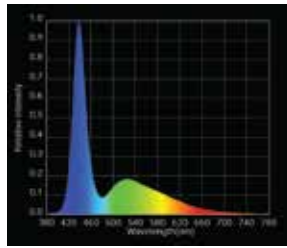
AquaBeam 1000 ColourPlus



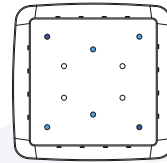
4 x 6500k white, 2 x 630nm red, 2 x 460nm blue, 2 x 520nm green



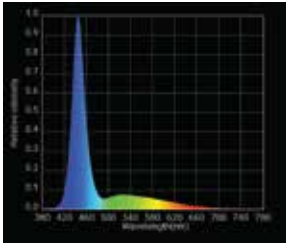
AquaBeam 2000HD Ultima RW NP Reef White NP



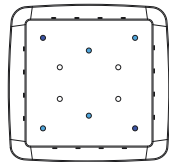
4 x NP blue, 4 x 6500k white, 2 x 410nm NUV



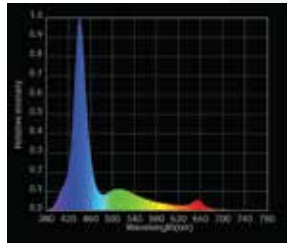
AquaBeam 1500 Ultima NP OB Ocean Blue




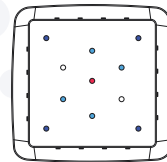
4 x NP blue, 4 x 6500k white, 2 x 410nm NUV



AquaBeam 1500 CCP CoralColourPlus



4 x NP blue, 2 x 6500k white, 2 x 410nm NUV, 1 x 660nm red



## Dimensions

- A 198mm
- B 198mm
- C 40mm



**UK**  
Solesbridge Lane  
Chorleywood  
Hertfordshire  
WD3 5SX  
London

Call +44 01923 284151

**Iberia**  
Rua Cidade de Paris 6  
Parque Industrial do Arneiro  
2660-456 São Julião do Tojal  
Portugal

Call +351 219 739 140

[www.tropicalmarinecentre.com](http://www.tropicalmarinecentre.com)

[info@tropicalmarinecentre.co.uk](mailto:info@tropicalmarinecentre.co.uk)

